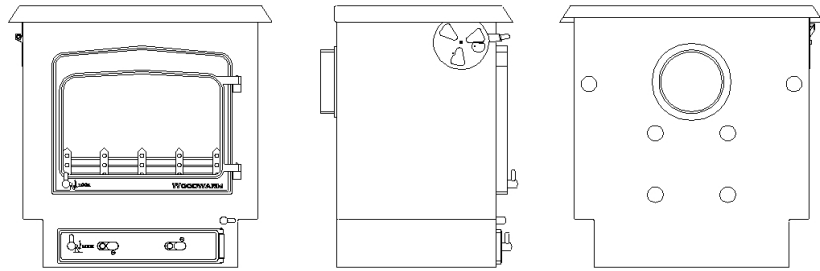




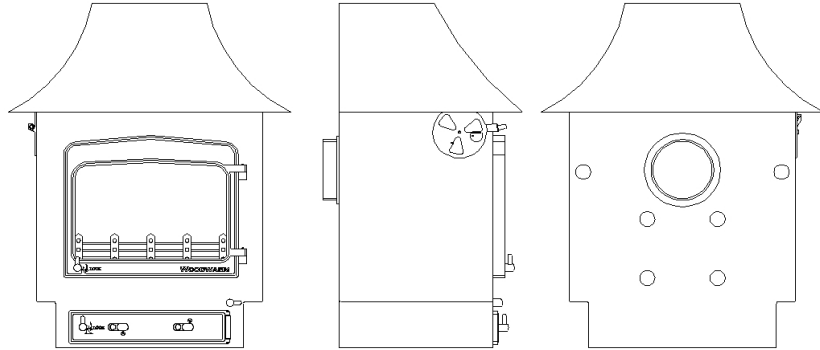
**WOODWARM**

**SPECIFICATION SHEET  
FIREVIEW 12 kw**

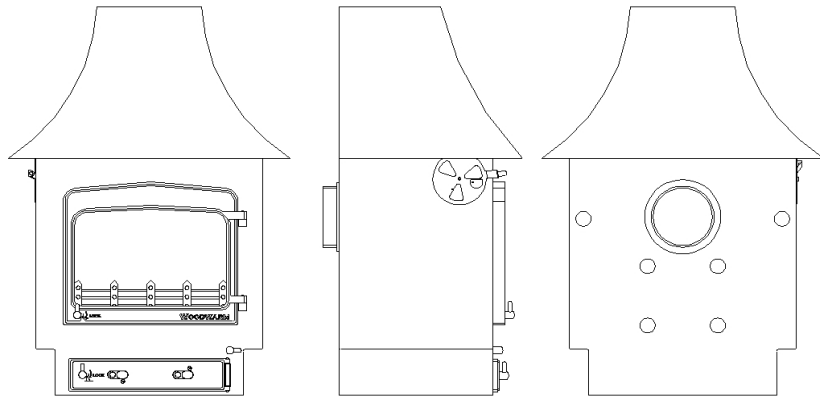
**Flat Top**



**Low Canopy**



**High Canopy**



**Dimensions (mm)**

Overall Height	mm	Overall Width	mm	Overall Depth	mm	Flue Outlet Size
Flat Top	683	Flat Top	673	Flat Top	457	152
Low Canopy	940	Low Canopy	750	Low Canopy	498	152
High Canopy	1060	High Canopy	750	High Canopy	486	152

Top Flue Centre	
Flat Top	156
Low Canopy	118
High Canopy	118
Rear Flue Height Centre	473
Maximum Log Length	483

Boiler Outputs in BTU's	Room Output
8,000 Slab Boiler	10.0 kw
20,000 Slab Boiler	7.2 kw
27,000 Slab Boiler	6.5 kw
35,000 Split Saddle	5.8 kw

With Roof Boiler

45,000

2.6 kw

Roof Boilers designed to be used in conjunction with relevant split saddle boilers detailed above providing room outputs as detailed below:- 10 - 15,000 Roof Boiler Total – 45,000 BTU's to water – 2.60 kw

The standard finish for the above stove is metallic black, although the following finishes are also available from the factory:

Rich Brown Metallic, Honey Glow Brown, Blue Metallic and Forest Green.  
(Ask your Dealer for a colour chart).

Accessories available are as follows:

Legs 50,75,100,125,150mm

200 mm high plinth,

200mm high pedestal.

**Your Dealer Details**  
**Stoves & Spares**  
**Little Always**  
**Wheatcroft Farm**  
**Cullompton**  
**Devon EX15 1RA**  
**Tel:- 01884 335 59**  
**www.woodwarm.co.uk**