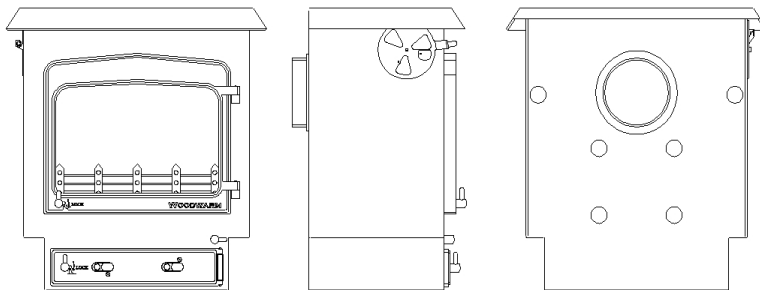




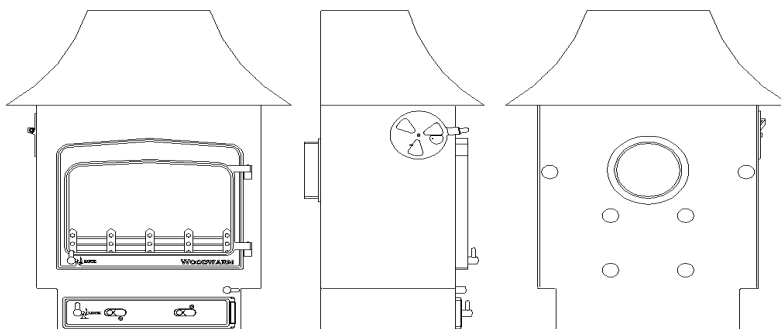
**WOODWARM**

**SPECIFICATION SHEET  
FIREVIEW 9 kw**

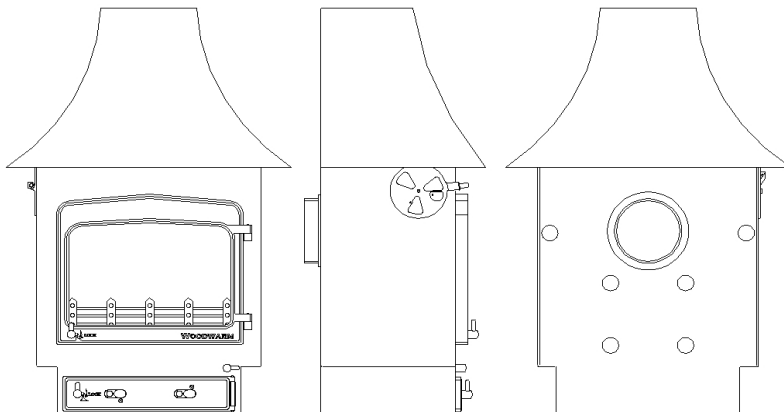
**Flat Top**



**Low Canopy**



**High Canopy**



**Dimensions (mm)**

Overall Height		Overall Width		Overall Depth		Flue Outlet Size
Flat Top	683	Flat Top	640	Flat Top	383	152
Low Canopy	913	Low Canopy	710	Low Canopy	410	152
High Canopy	1044	High Canopy	710	High Canopy	410	152

Top Flue Centre	mm
Flat Top	156
Low Canopy	118
High Canopy	118
Rear Flue Height Centre	473
Maximum Log Length	430

With Roof Boiler

Boiler Outputs in BTU's	Room Output
4>8,000 Slab Boiler	7.0 kw
10>20,000 Slab Boiler	5.9 kw
30,000 Split Saddle	4.5 kw

38,000 BTU's to water

2.20 kw

Roof Boilers designed to be used in conjunction with relevant split saddle boilers detailed above providing room outputs as detailed below:- 8 – 12,000 Roof Boiler Total – 38,000 BTU's to water – 2.20 kw

The standard finish for the above stove is metallic black, although the following finishes are also available from the factory: Rich Brown Metallic, Honey Glow Brown, Blue Metallic and Forest Green. (Ask your Dealer for a colour chart). Accessories available are as follows:

Legs 50,75,100,125,150mm  
200 mm high plinth,  
200mm high pedestal.

**Your Dealer Details**  
Stoves & Spares  
Little Always  
Wheatcroft Farm  
Cullompton  
Devon EX15 1RA  
Tel:- 01884 335 59  
[www.woodwarm.co.uk](http://www.woodwarm.co.uk)